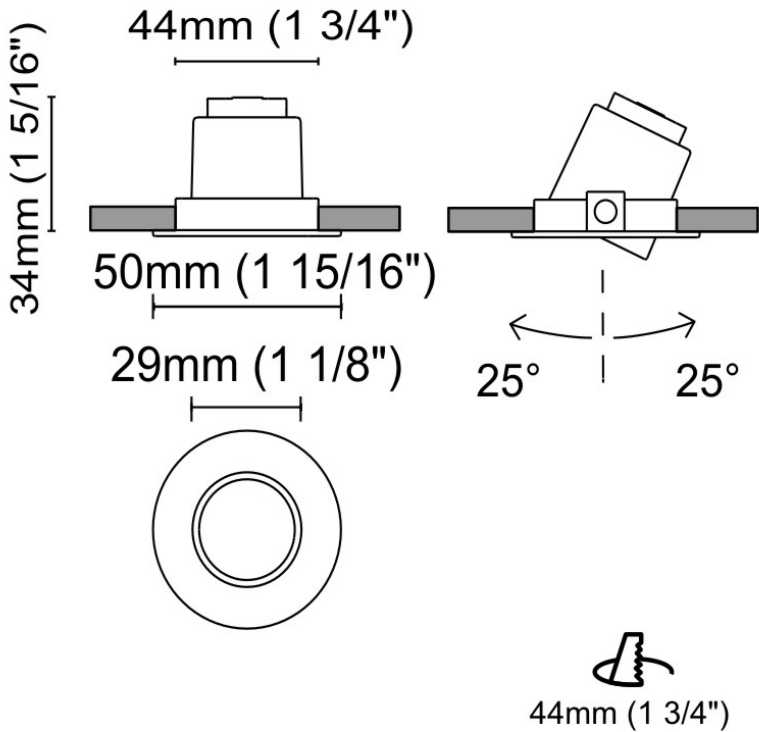


PROJECT
TYPE
NOTES
QUANTITY
DATE

GENERAL
Series: Dixit
Subseries: Dixit RA4
Brand: Ivela
Division: Exterior
Mounting Type: Recessed
Mounting Location: Ceiling
Subcategory: Downlight
PHYSICAL
Shape: Round
Diameter (mm): 50
Diameter (in): 1 15/16
Height (mm): 34
Height (in): 1 5/16
Light Distribution: Adjustable / Direct
Weight (kg): 0.3
Weight (lbs): 0.66
Diffuser: Clear Polycarbonate
Fixture Finish: MWH
Fixture Material: Aluminum Die Cast
ELECTRICAL
Input Wattage Range: 1 - 9 W
Lamp Type: LED
Total Output Wattage (W): 2
Dimming: Non-Dimming / Phase Dimming (120Vac only) / 0-10V Dimming
Driver Included: No
Driver Location: Remote
Driver Type: Constant Current - Universal
Driver Class: Class 2
Input Voltage (V): 120 - 277
Constant Current (mA): 500
Upon Request: Dimming requires a minimum quantity
LED
Delivered Lumen Range: 100 - 499 lm
Color Temperature (°K): 3000
Max. Delivered Lumen (lm): 160
CRI: >85 CRI
Lamp Life (hrs): 50000
OPTICAL
Optic°: 14
RATINGS AND CERTIFICATIONS
Certified By: Certified for North American Standards
IP rating: IP20

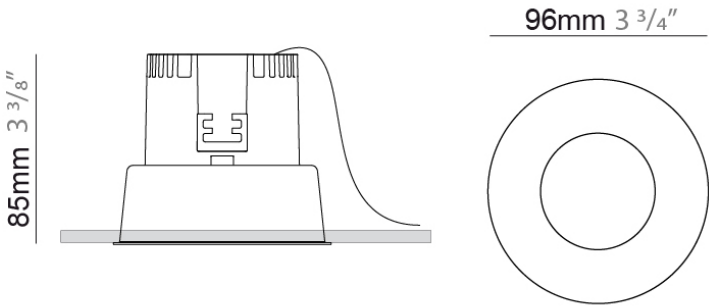


DIXIT RA8 RECESSED

L5600421

GENERAL	
Series:	Dixit
Subseries:	Dixit RA8
Brand:	Ivela
Division:	Architectural
Mounting Type:	Recessed
Mounting Location:	Ceiling
Subcategory:	Downlight
PHYSICAL	
Shape:	Round
Diameter (mm):	96
Diameter (in):	3 3/4
Height (mm):	85
Height (in):	3 3/8
Min. Recessing Depth (mm):	125
Min. Recessing Depth (in):	4 15/16
Light Distribution:	Direct
Weight (kg):	0.5
Weight (lbs):	1.1
Diffuser:	Clear Polycarbonate
Fixture Finish:	MWH
Fixture Material:	Aluminum Die Cast
Cut-out Measurements:	92mm (3 5/8")
ELECTRICAL	
Input Wattage Range:	1 - 9 W
Lamp Type:	LED
Total Output Wattage (W):	6.5
Driver Included:	No
Driver Location:	Recessed Housing
Housing:	See components
Constant Current (MA):	250
LED	
Color Temperature (°K):	3000
CRI:	>80 CRI
Lamp Life (hrs):	50000
OPTICAL	
Reflector°:	25
RATINGS AND CERTIFICATIONS	
IP rating:	IP44

PROJECT	
TYPE	
NOTES	
QUANTITY	
DATE	



DIXIT RA8 RECESSED

L5600521

GENERAL
Series: Dixit
Subseries: Dixit RA8
Brand: Ivela
Division: Architectural
Mounting Type: Recessed
Mounting Location: Ceiling
Subcategory: Downlight

PHYSICAL
Shape: Round
Diameter (mm): 96
Diameter (in): 3 3/4
Height (mm): 110
Height (in): 4 5/16
Min. Recessing Depth (mm): 150
Min. Recessing Depth (in): 5 7/8
Light Distribution: Downlight
Weight (kg): 0.5
Weight (lbs): 1.10
Installation Requirement: Housing Required
Fixture Material: Aluminum

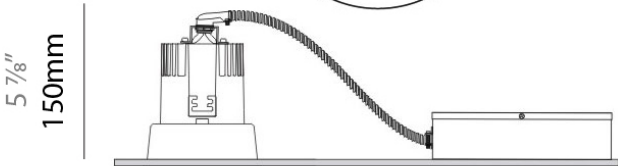
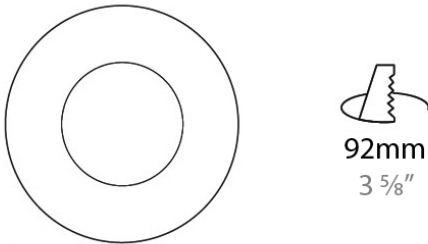
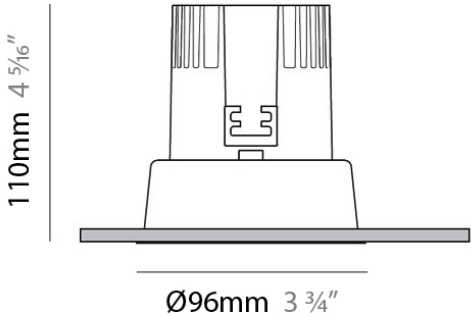
ELECTRICAL
Input Wattage Range: 10 - 19 W
Lamp Type: LED
Total Output Wattage (W): 9.5
Dimming: Tri-Mode (Non-Dimming and Phase Dimming (120Vac only) and 0-10V Dimming)
Driver Included: No
Driver Location: Recessed Housing
Driver Type: Constant Current - Universal
Driver Class: Class 2
Input Voltage (V): 120 - 277
Constant Current (MA): 350

LED
Color Temperature (°K): 3000
Max. Delivered Lumen (lm): 983
Nominal Lumen (lm): 1000
CRI: >80 CRI
Lamp Life (hrs): 50000

OPTICAL
Reflector°: 24

RATINGS AND CERTIFICATIONS
Certified By: Certified for North American Standards
IP rating: IP44

PROJECT	
TYPE	
NOTES	
QUANTITY	
DATE	



DIXIT RA8 RECESSED

L5600921

GENERAL
Series: Dixit
Subseries: Dixit RA8
Brand: Ivela
Division: Architectural
Mounting Type: Recessed
Mounting Location: Ceiling
Subcategory: Downlight

PHYSICAL
Shape: Round
Diameter (mm): 80
Diameter (in): 3 1/8
Height (mm): 81
Height (in): 3 3/16
Min. Recessing Depth (mm): 121
Min. Recessing Depth (in): 4 3/4
Light Distribution: Downlight
Installation Requirement: Housing Required
Fixture Material: Aluminum

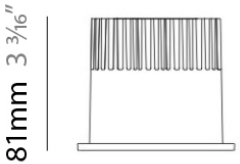
ELECTRICAL
Input Wattage Range: 1 - 9 W
Lamp Type: LED
Total Output Wattage (W): 9.2
Dimming: Tri-Mode (Non-Dimming and Phase Dimming (120Vac only) and 0-10V Dimming)
Driver Included: No
Driver Location: Recessed Housing
Driver Type: Constant Current - Universal
Driver Class: Class 2
Input Voltage (V): 120 - 277
Constant Current (mA): 250

LED
Color Temperature (°K): 3000
Max. Delivered Lumen (lm): 983
Nominal Lumen (lm): 1000
CRI: >80 CRI
Lamp Life (hrs): 50000

OPTICAL
Optic°: 24

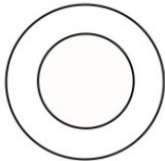
RATINGS AND CERTIFICATIONS
Certified By: CSA Certified to UL and CSA Standards
IP rating: IP44

PROJECT	
TYPE	
NOTES	
QUANTITY	
DATE	




Ø80mm 3 1/8"

Ø50mm 2"













Ø70mm
2 3/4"













LEGEND

	floor-mounted		pivotal		special LED (upon request) RGB, RGBW, tunable, gold+, meat+, art+, fashion+
	wall and ceiling: recessed and surface mounted		rotating		warm dim / natural dimming LED
	ceiling-mounted and wall-mounted		illuminate tilted		rechargeable battery powered
	wall-mounted		color of suspension cable		fixture with natural vivid LED (upon request)
	omni-directional light distribution		length of suspension cable		color rendering index
	direct light distribution		reflector degree selection		color temperature
	direct/indirect light distribution		super spot		lumen (luminous flux)
	indirect light distribution		lens		efficacy (lumens per watt)
	asymmetric light distribution		lens pack		Unified Glare Rating (UGR) range from 5-40
	aura light distribution		shine ring		marine grade (AISI 316 stainless steel)
	round wall or ceiling cut-out		integrated shine ring with diffuser		walk on
	square wall or ceiling cut-out		free individual colors 01-29		drive on
	the supplied jig specifies the cutout dimensions		individual colors: 00 (free of charge), 01-25 (extra charge)		Dark Sky Compliance
	minimum distance (meters) lamp - object		luminaire part to be colored (F1)		Americans with Disabilities Act (less than 4" off the wall located between 27"-84" from floor)
	recessed depth		luminaire part to be colored (F2)		lamp protected against explosion
	ceiling thickness in mm		luminaire part to be colored (F3)		blown glass using traditional methods by master glass blower
	ceiling thickness selection		luminaire part to be colored (F4)		acoustic material
	dimmable DP (phase), DV (0-10V), DD (dali), DS (step-dim)		luminaire part to be colored (F5)		protection class I, protection insulation
	included or excluded LED driver/transformer/control gear		color of 3-circuit adaptor		protection class II, protection insulation
	separately switchable		indirect diffuser		ETL Certified to UL and CSA Standards
	sensor		direct diffuser		UL Certified to UL and CSA Standards
	remote control		ball-proof (upon request)		CSA Certified to UL and CSA Standards
	available upon request		accessory		Certified for North American Standards

IP RATING

	protected against ingress of solid bodies greater than 12.5mm (finger)
	protected against ingress of solid bodies greater than 2.5mm protected against sprays of water up to 60 degrees from the vertical (rain)
	protected against ingress of solid bodies greater than 1mm (wire) no protection against the ingress of moisture
	protected against ingress of solid bodies greater than 1mm (wire) protected against sprays of water up to 60 degrees from the vertical (rain)
	protected against ingress of solid bodies greater than 1mm (wire) protected against water splashed from all directions
	protected against limited ingress of dust (wet rooms/covered outdoor areas) protected against water splashed from all directions
	protected against ingress of dust protected against jets of water
	protected against ingress of dust protected against powerful jets of water or heavy seas
	protected against ingress of dust protected against immersion of water between 15cm - 1m for 30 minutes
	protected against ingress of dust protected against immersion of water under pressure for long periods

IK RATING

	protected against 0.14 joules impact (equivalent to 0.25kg mass dropped from 56mm above the surface)
	protected against 0.2 joules impact (equivalent to 0.25kg mass dropped from 80mm above the surface)
	protected against 0.35 joules impact (equivalent to 0.25kg mass dropped from 140mm above the surface)
	protected against 0.5 joules impact (equivalent to 0.25kg mass dropped from 200mm above the surface)
	protected against 0.7 joules impact (equivalent to 0.25kg mass dropped from 280mm above the surface)
	protected against 1 joules impact (equivalent to 0.25kg mass dropped from 400mm above the surface)
	protected against 2 joules impact (equivalent to 0.5kg mass dropped from 400mm above the surface)
	protected against 5 joules impact (equivalent to 1.7kg mass dropped from 300mm above the surface)
	protected against 10 joules impact (equivalent to 5.0kg mass dropped from 200mm above the surface)
	protected against 20 joules impact (equivalent to 5.0kg mass dropped from 400mm above the surface)